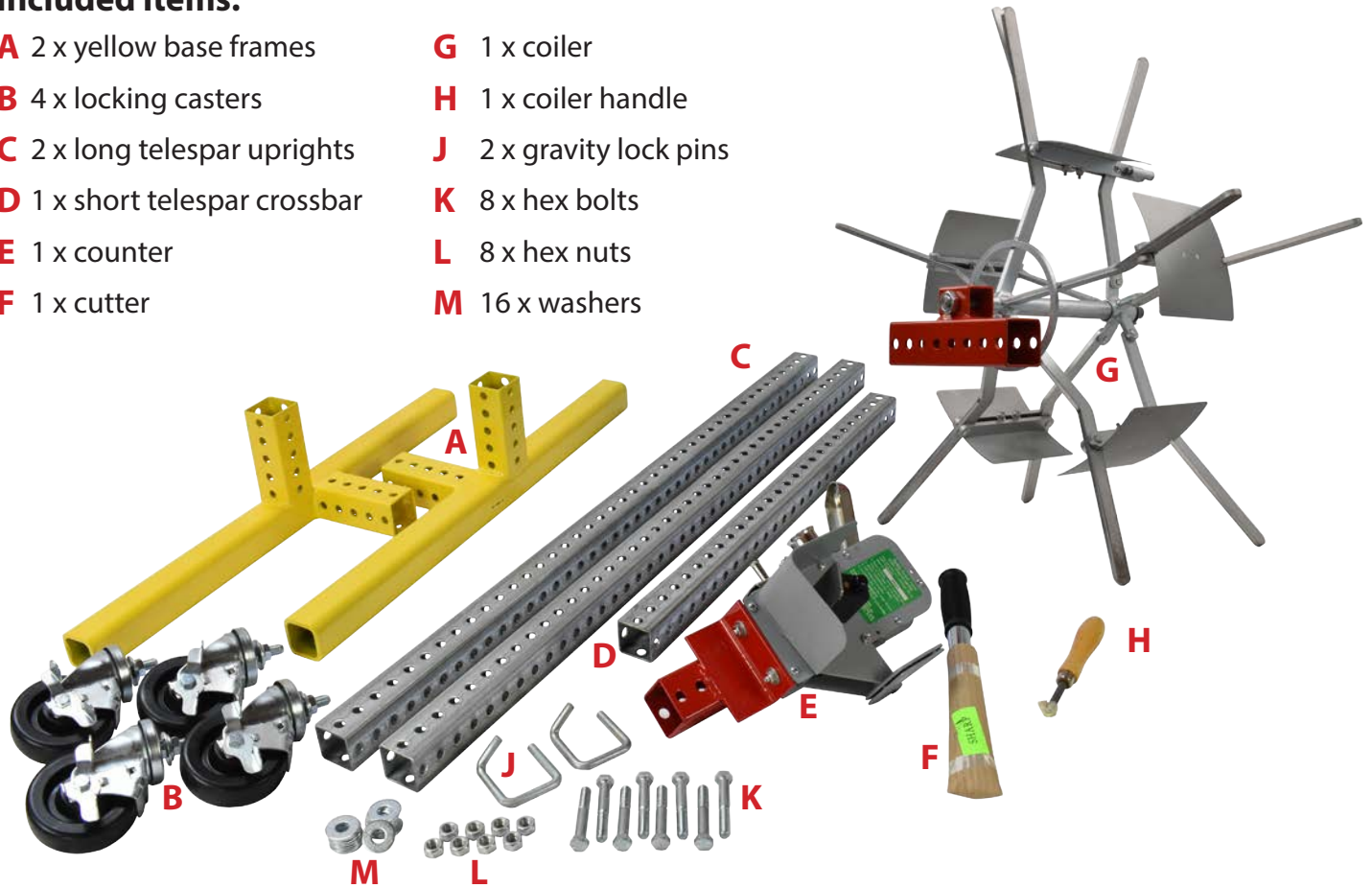


# Assembly Instructions

## For SMP-WMC-12 & SMP WMC-16 Wire Measuring & Coiling Systems

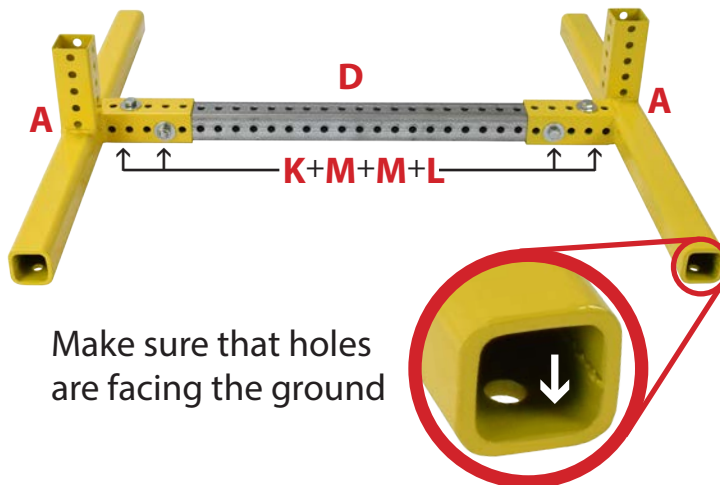
### Included items:

- |                                      |                                |
|--------------------------------------|--------------------------------|
| <b>A</b> 2 x yellow base frames      | <b>G</b> 1 x coiler            |
| <b>B</b> 4 x locking casters         | <b>H</b> 1 x coiler handle     |
| <b>C</b> 2 x long telespar uprights  | <b>J</b> 2 x gravity lock pins |
| <b>D</b> 1 x short telespar crossbar | <b>K</b> 8 x hex bolts         |
| <b>E</b> 1 x counter                 | <b>L</b> 8 x hex nuts          |
| <b>F</b> 1 x cutter                  | <b>M</b> 16 x washers          |




### Step 1

- 2 x **A**
- 1 x **D**
- 4 x **K**
- 4 x **L**
- 8 x **M**



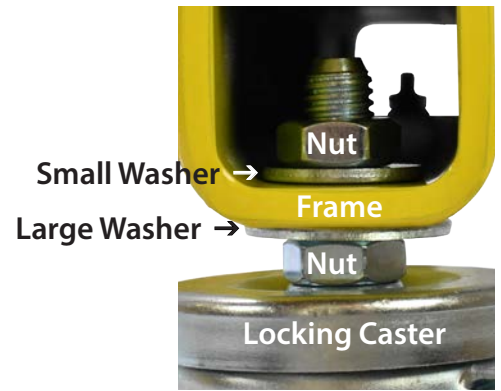
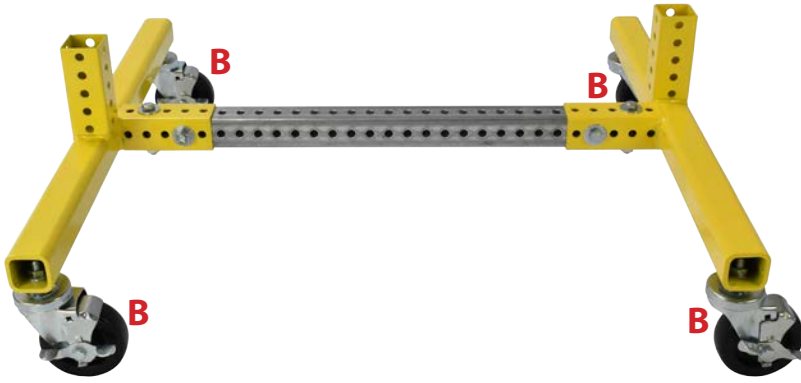
Make sure that holes  
are facing the ground



Phone: 310-822-6290 | Fax: 310-306-9343  
 Email: [info@spoolmaster.com](mailto:info@spoolmaster.com)  
 Website: [www.spoolmaster.com](http://www.spoolmaster.com)  
 Address: P.O. Box 12017 Marina del Rey, CA 90292  
 Hours: Monday - Friday 8:00am - 3:30pm Pacific Time

### Step 2

4 x B





### Step 3

2 x C

4 x K

4 x L

8 x M



### Step 4



1 x E

1 x F

1 x G

1 x H

2 x J



Phone: 310-822-6290 | Fax: 310-306-9343

Email: [info@spoolmaster.com](mailto:info@spoolmaster.com)

Website: [www.spoolmaster.com](http://www.spoolmaster.com)

Address: P.O. Box 12017 Marina del Rey, CA 90292

Hours: Monday - Friday 8:00am - 3:30pm Pacific Time